

Common Market for  
Eastern and Southern Africa



# COVID-19

in **COMESA**

**Situational Update N° 14**

19<sup>th</sup> May 2020



## Cases in The Region

Three countries in COMESA namely Eritrea, Mauritius and Seychelles have not recorded any new COVID-19 cases in more than a week. They have also recorded full recoveries of the initial cases and currently have no active cases. Two of them, Eritrea and Seychelles have not recorded any COVID-19 related deaths.

This notwithstanding, the region has maintained an upward trajectory of cases with a total of 6,429 reported in the last seven days. The trend is partly attributed to enhanced testing by majority of the Member States. The highest number of new cases have been reported in Egypt (3,018), Sudan (1,065), DR Congo (514), Zambia (494) and Somalia (366).

The new cases are a pointer to an increase in the numbers of community transmissions of the virus. In Zambia, Kenya and Uganda, for instance, community transmissions are closely linked to mobility especially of truck drivers crossing borders in the region. Due to this, countries have intensified testing at border points.

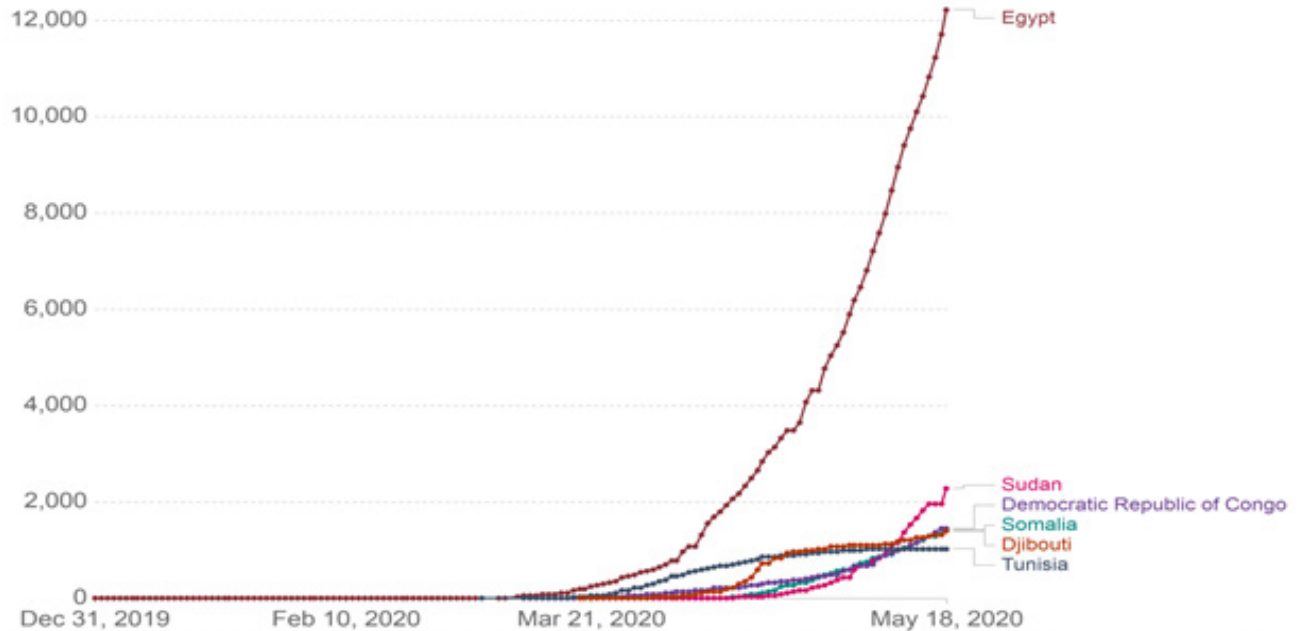
## Country Perspectives

### Category 1: Over 1000 Confirmed Cases

As per the current data Egypt, Sudan, DR Congo, Djibouti, Somalia and Tunisia have recorded the highest numbers of total cases in the region with 12,764, 2,591, 1,538, 1,518, 1,455 and 1,043 respectively. It is notable that Djibouti and Tunisia have also recorded a high number of recoveries with 493 and 178 active cases respectively. The low number of new cases in Tunisia, for example, has informed the decision by the Government to lift some of the restrictions.

### Total confirmed COVID-19 cases

The number of confirmed cases is lower than the number of total cases. The main reason for this is limited testing.



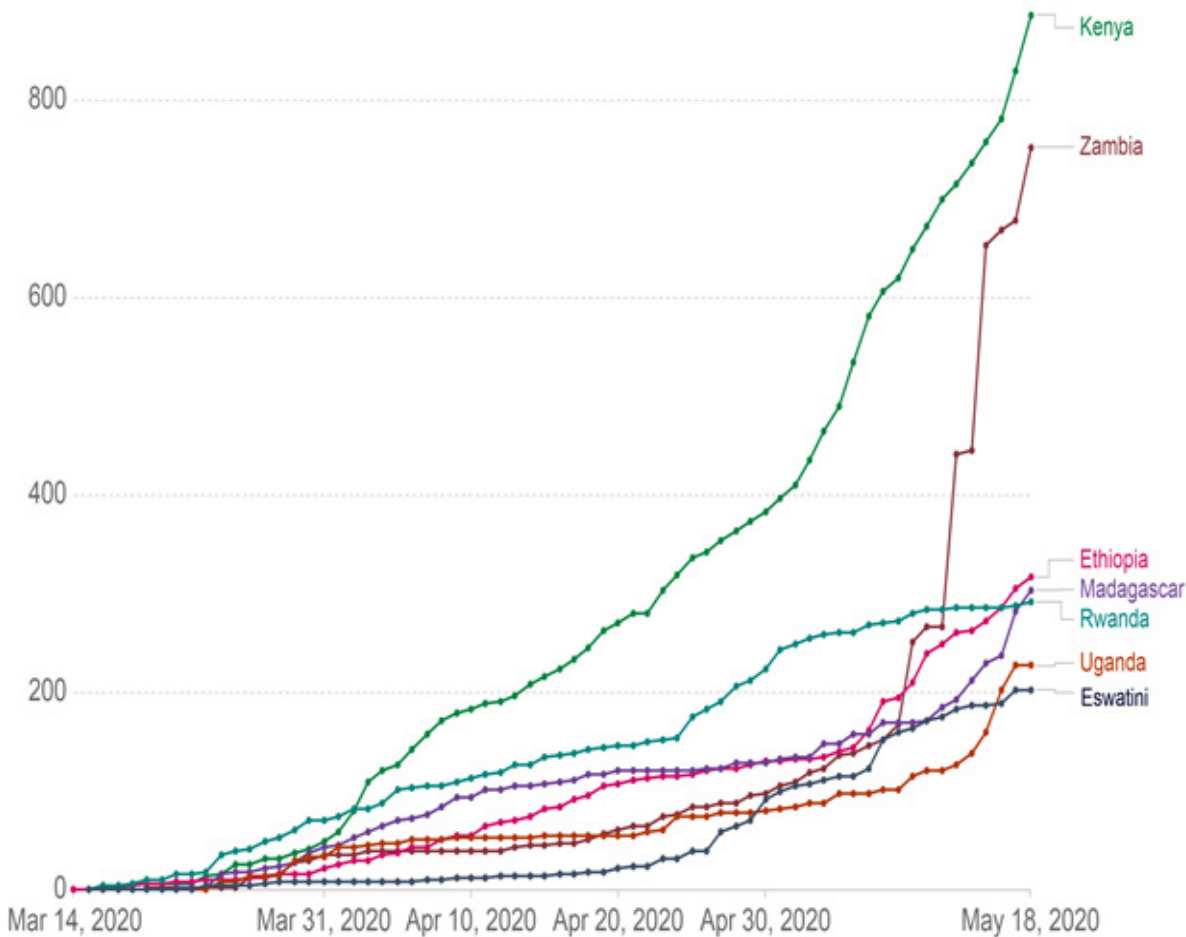
Source: European CDC – Situation Update Worldwide – Last updated 18th May, 11:00 (London time) OurWorldInData.org/coronavirus • CC BY

### Category 2: Between 100 and 1,000 Confirmed Cases

In this category, Kenya and Zambia have shown a steady increase of new cases with 212 and 494, respectively. The upsurge in Zambia is linked to cross-border transmissions. For Kenya, the increase of cross-border infections led to the closure of its borders with Somalia and Tanzania; except for cargo. Kenya has also rolled out mass testing in areas considered hotspots. Other countries that recorded higher numbers in the last one week, are Ethiopia, Madagascar and Uganda. On the other hand, Eswatini and Rwanda recorded low numbers of new cases.

## Total confirmed COVID-19 cases

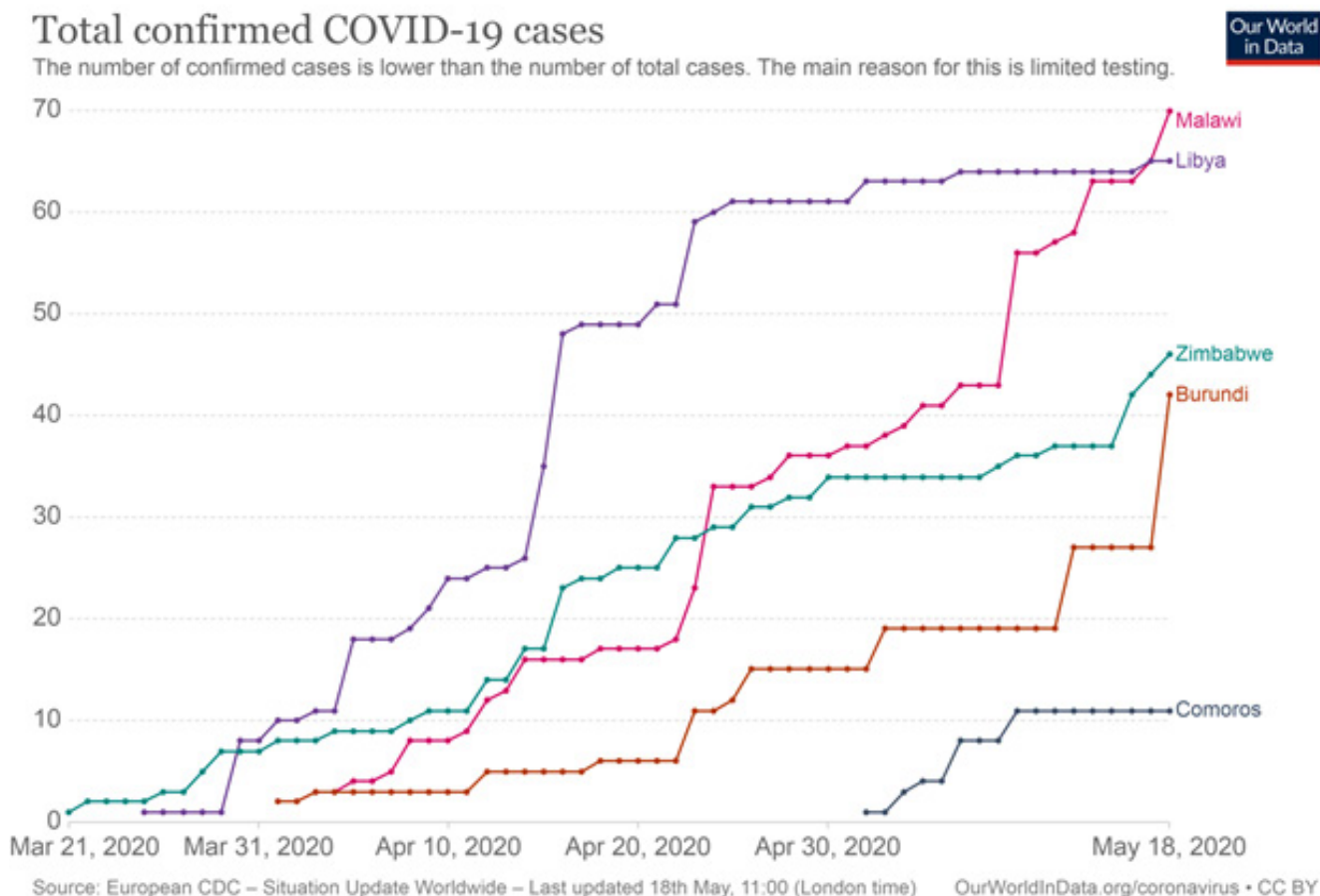
The number of confirmed cases is lower than the number of total cases. The main reason for this is limited testing.



Source: European CDC – Situation Update Worldwide – Last updated 18th May, 11:00 (London time) OurWorldInData.org/coronavirus • CC BY

### Category 3: Less than 100 Confirmed Cases

In this category, Burundi, Comoros, Libya, Malawi and Zimbabwe have continued to record a low number of new cases. However, Burundi and Malawi have shown a notable increase in new cases. With elections due in these two countries in May and June, respectively, and mobilization through campaigns going on, the rate of new infections is likely to increase.



## Regional Outlook

Country	Total Cases	New Cases	Total Tests	Tests/ 1M pop	Total cases/ 1M pop	Deaths	Deaths/ 1M pop	Recoveries	Total Active Cases
Burundi	42	27	284	24	4	1	0.08	20	21
Comoros	11	0		-	13	1	1	3	7
Djibouti	1,518	291	18345	18601	1539	7	7	1018	493
DR Congo	1,538	514		-	17	61	0.7	272	1205
Egypt	12,764	3018	135000	1322	125	645	6	3440	8679
Eritrea	39	0		-	11	0	-	39	0
Eswatini	205	30	4160	3590	177	2	2	78	125
Ethiopia	352	102	59029	515	3	5	0.04	116	231
Kenya	912	212	44851	836	17	50	0.9	336	526
Libya	65	1	3633	530	9	3	0.4	35	27
Madagascar	322	136	5670	205	12	1	0.04	119	202
Malawi	70	13	1803	95	4	3	0.2	27	40
Mauritius	332	0	89814	70635	261	10	8	322	0
Rwanda	297	12	51118	3959	23	0	-	203	94
Seychelles	11	0		-	112	0	-	11	0
Somalia	1,455	366		-	92	57	4	163	1235
Sudan	2,591	1065		-	59	105	2	247	2239
Tunisia	1,043	11	41620	3526	88	46	4	819	178
Uganda	248	127	73485	1613	5		-	63	185
Zambia	761	494	17875	976	42	7	0.4	192	562
Zimbabwe	46	10	28019	1889	3	4	0.3	18	24
<b>TOTALS</b>	<b>24,622</b>	<b>6,429</b>	<b>574,422</b>			<b>1,008</b>		<b>7,541</b>	<b>16,073</b>

**Summary of regional figures**

Source: World Health Organisation, Worldometer, Johns Hopkins University (compiled by COMWARN)



COMESA SECRETARIAT  
COMESA Center  
Ben Bella Road  
P.O. Box 30051



+260 211 229 725



[www.comesa.int](http://www.comesa.int)



[info@comesa.int](mailto:info@comesa.int)



[facebook.com/COMESA/](https://facebook.com/COMESA/)



[@twitter.com/comesa\\_lusaka](https://twitter.com/comesa_lusaka)