

Common Market for
Eastern and Southern Africa



COVID- 19 IN COMESA

Situational Update No 2
26 March 2020



Between Monday 23 and Thursday 26, March 2020, the number of COVID-19 cases in the COMESA region has gone up by **239** representing a **36.71** percent increase. This brings to **890** the total number of cases with **97** recoveries and **33** deaths.

The first case was reported on 14 February 2020, and the number remained low until 8 March 2020 when a notable increase was recorded of 51. Since then, the numbers have accelerated steadily with **839** new cases bringing the tally to 890. The countries most affected are Egypt and Tunisia with over **70%** of the cases.

The latest country to report its first case was Libya bringing to 18 the total number of Member States affected out of the 21. Burundi, Comoros and Malawi have not recorded any case.

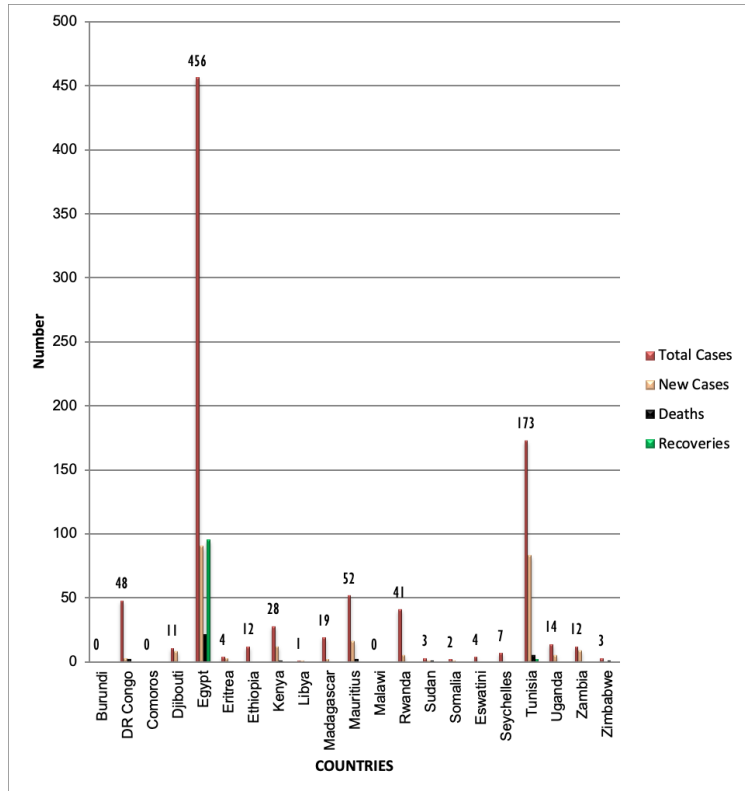
COMESA in collaboration with its partners continues to monitor and provide support to Member States to strengthen response and enhance awareness.

Current Risk Assessment

The continued increase of the numbers of COVID-19 cases poses a risk to Member States based on the evidence that the virus is transmitted through human to human contact. While the majority of the cases are mainly in the capital cities, the situation may worsen if the infections expand to highly populated peri-urban and rural areas. Therefore, Member States, among other measures, are urged to continue strengthening surveillance, tracking and isolation of cases.

Summary of COVID-19 Cases In The COMESA Region

Country	Total Cases	New Cases	Deaths	Recoveries
Burundi	0	0	0	0
DR Congo	48	3	2	0
Comoros	0	0	0	0
Djibouti	11	8	0	0
Egypt	456	90	21	95
Eritrea	4	3	0	0
Ethiopia	12	0	0	0
Kenya	28	12	1	0
Libya	1	1	0	0
Madagascar	19	2	0	0
Mauritius	52	16	2	0
Malawi	0	0	0	0
Rwanda	41	5	0	0
Sudan	3	1	1	0
Somalia	2	1	0	0
Eswatini	4	0	0	0
Seychelles	7	0	0	0
Tunisia	173	83	5	2
Uganda	14	5	0	0
Zambia	12	9	0	0
Zimbabwe	3	0	1	0
	890	239	33	97



Global Trends

Global statistics indicate that so far 198 countries and territories have been affected. Of the **472,762 cases** that have been recorded, there have been **114,749 recoveries** and **21,305 deaths**. The top five countries with the highest cases include China, Italy, USA, Spain and Germany as illustrated on page 4.

Top Five Countries With The Highest Cases Globally

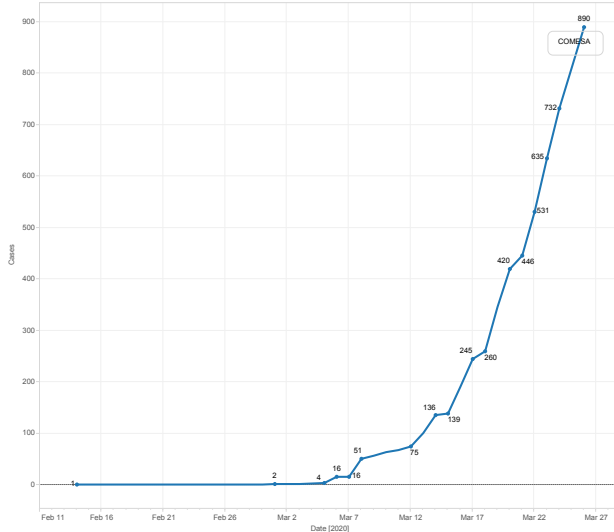
#	COUNTRY	TOTAL CASES	RECOVERED	DEATHS
1	China	81,285 (17%)	74,051 (64%)	3,287 (15%)
2	Italy	74,386 (15%)	7,503 (6.5%)	9,362 (29.8%)
3	USA	68,489 (14%)	394 (0.3%)	1,032 (4.8%)
4	Spain	49,515 (10%)	5,367 (4.6%)	3,647 (17.1%)
5	Germany	39,323 (8%)	3,547 (3%)	206 (0.9%)

Prevention Measures Put in Place by COMESA Secretariat

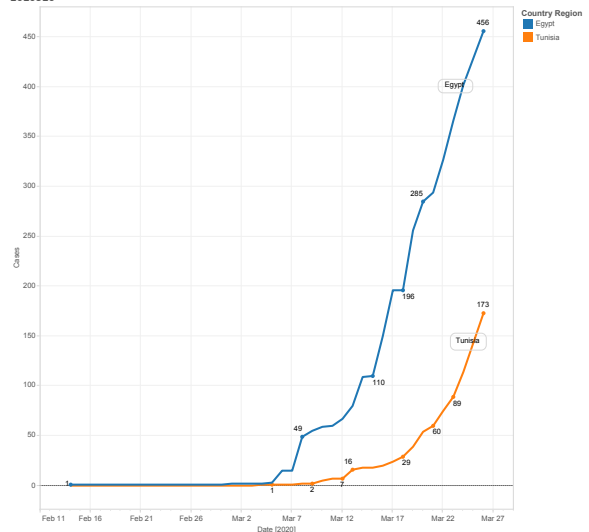
Given the fact that employers and employees have a role to play in stopping COVID-19 and reducing the impact of the disease in society, COMESA Secretariat has put measures to prevent the transmission of the virus amongst employees. The measures include:

- Raising awareness
- Provision of sanitary facilities
- Restricting access to Secretariat premises
- Cancellation of travels
- Development of a business continuity plan, including implementation of remote working practice (Tele-working)
- Quarantine of staff who recently travelled
- Maintaining a safe and healthy work environment

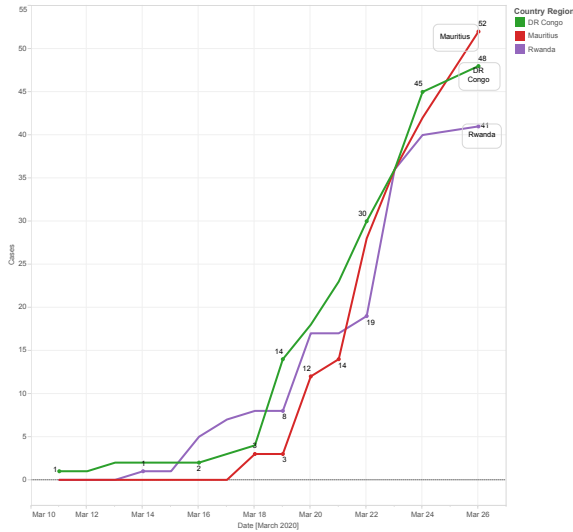
Regional and Country Specific Trends



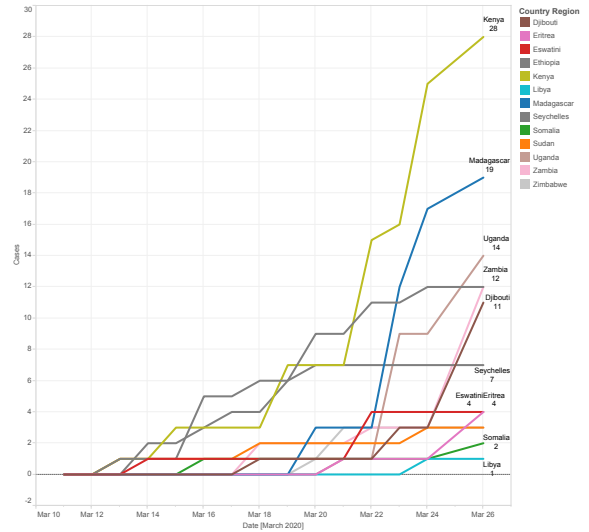
The trend of sum of Cases for Date. The data is filtered on Case Type and Country Region. The Case Type filter keeps Confirmed. The Country Region filter keeps 18 of 171 members. The view is filtered on Date, which ranges from 2/14/2020 to 3/26/2020.



The trend of sum of Cases for Date. Color shows details about Country Region. The data is filtered on Case Type, which keeps Confirmed. The view is filtered on Date and Country Region. The Date filter ranges from 2/14/2020 to 3/26/2020. The Country Region filter keeps Egypt and Tunisia.



The trend of sum of Cases for Date. Color shows details about Country Region. The data is filtered on Case Type, which keeps Confirmed. The view is filtered on Date and Country Region. The Date filter ranges from 3/11/2020 to 3/26/2020. The Country Region filter keeps DR Congo, Mauritius and Rwanda.



The trend of sum of Cases for Date. Color shows details about Country Region. The marks are labeled by Country Region and sum of Cases. The data is filtered on Case Type, which keeps Confirmed. The view is filtered on Date and Country Region. The Date filter ranges from 3/11/2020 to 3/26/2020. The Country Region filter keeps 13 of 171 members.