

Common Market for
Eastern and Southern Africa

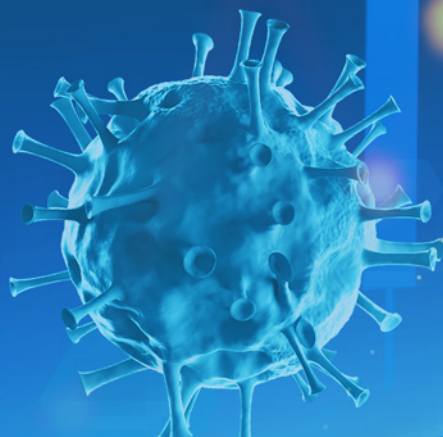


Fresh Upsurge of Covid-19 Infections hits the Region

COVID-19

in **COMESA**
Situational Update N°45

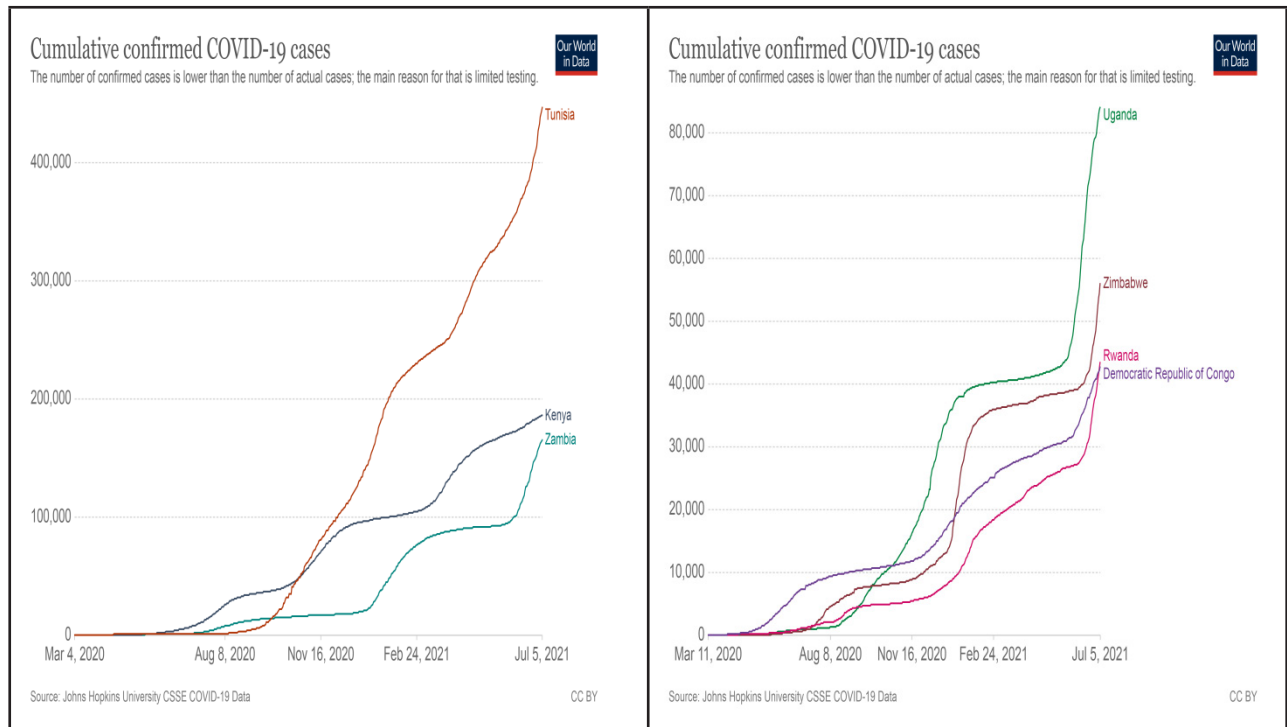
8th July 2021



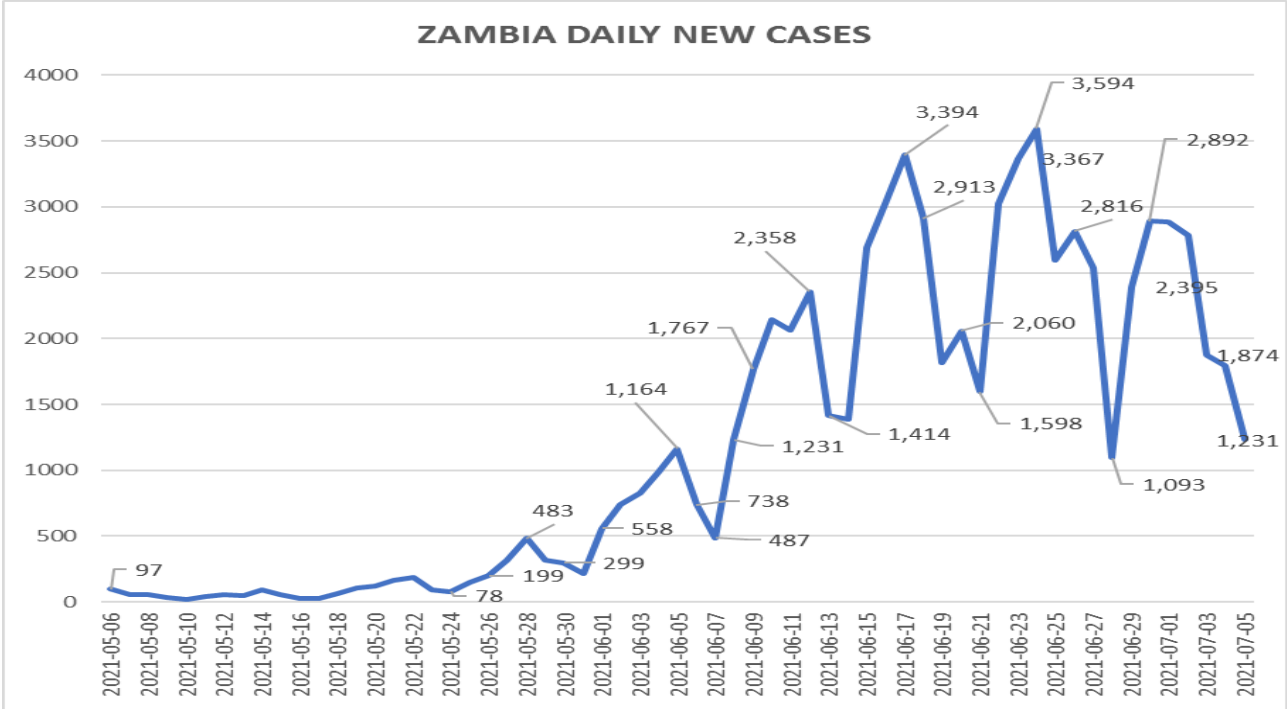
In the last two months, the numbers of COVID-19 cases have increased drastically in the region. According to data compiled by the COMESA Early Warning System (COMWARN), the region recorded 401,332 new cases. The increase has been attributed to relaxation of measures, heightened political activities, emergence of new variants and the cold weather conditions being experienced in some Member States.

As of 6th July 2021, the COMESA region had recorded a cumulative total of 1,975,074 cases which constitutes 34.38 percent of the total cases recorded in Africa (5,744,590). Out of the cumulative figures, 1,617,436 people have recovered, which implies that a total number of 300,052 cases remain active. To date 57,586 deaths have also been recorded.

The countries that have experienced a surge in new cases in the last two months include DR Congo, Kenya, Rwanda, Seychelles, Tunisia, Uganda, Zambia and Zimbabwe.



Zambia is one of the countries that have recorded a drastic increase in new cases since the month of June 2021. For instance, on 1st June 2021, Zambia recorded 558 cases within 24 hours. However, on 23rd June 2021 Zambia had recorded 3,594 new cases within 24 hours. As of 6th of July 2021, the total cumulative cases were at 165,513. The surge has compelled the Government to put in place measures to contain the surge. They included closure of schools for 21 days, suspension of conferences and workshops and closure of bars and restaurants which are now operating on take-away basis.



In Kenya, higher numbers of new cases have mainly been reported in the western region of the country, bordering Uganda, which has also experienced a drastic upsurge. The increase has been associated with the new Delta variant that was detected in the region. The new variant is considered more virulent.

Biweekly confirmed COVID-19 cases, May 6, 2021 to Jul 5, 2021

Biweekly confirmed cases refer to the cumulative number of confirmed cases over the previous two weeks.

Our World
in Data



Source: Johns Hopkins University CSSE COVID-19 Data – Last updated 6 July, 09:02 (London time) OurWorldInData.org/coronavirus • CC BY

Status of vaccination

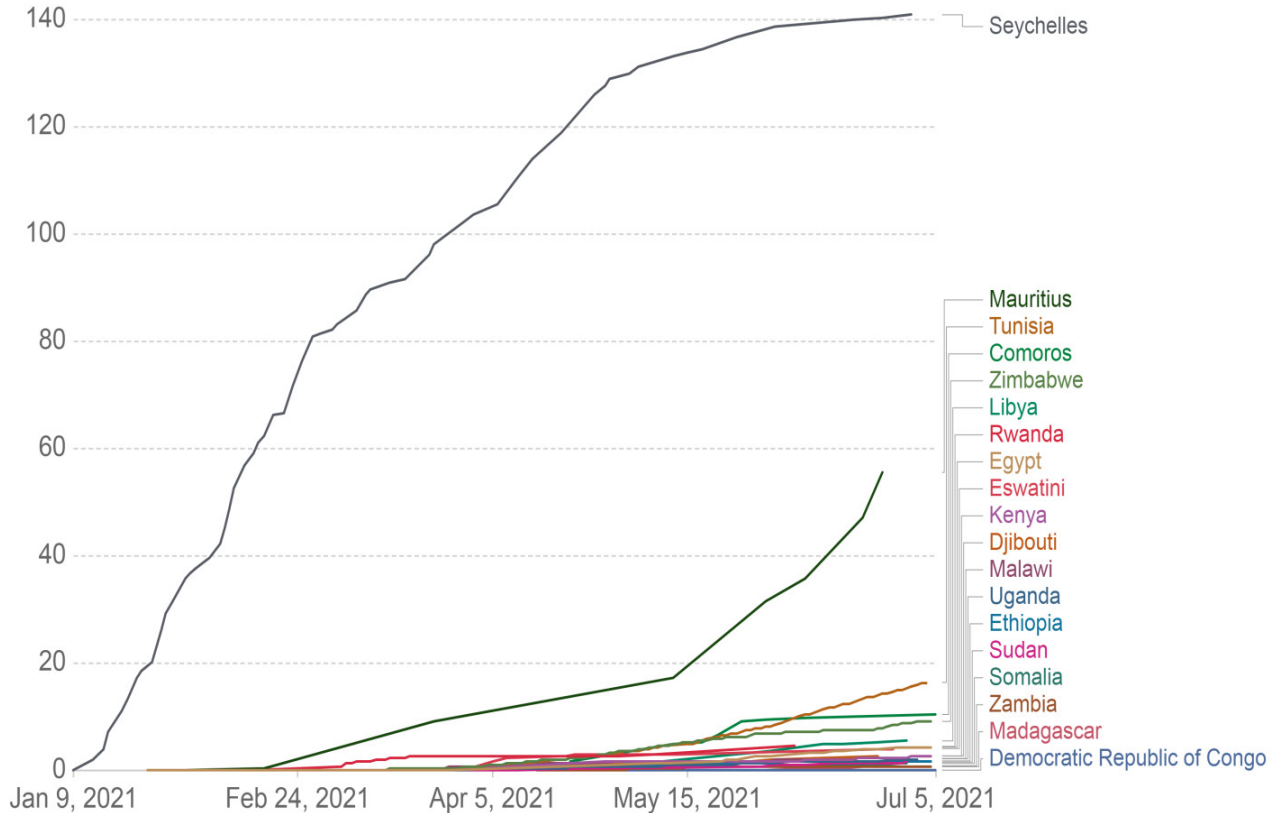
Data compiled by COMWARN indicates as of 6th July 2021, 19 out of 21 COMESA Member States (90.47%) have rolled out vaccinations. The common vaccines being administered in the region include Oxford/ AstraZeneca, Moderna, Pfizer/ BionTech, Sinopharm, Johnson and Janssen (J&J), Sinovac and Sputnik V.

Seychelles leads in vaccination with 95.45% of the population covered, followed by Mauritius (33.62%), Tunisia (8.95%) and Comoros (6.56%). Seychelles has achieved full dose vaccinations.

Figure 1: COVID-19 Vaccinations in COMESA Member States

COVID-19 vaccine doses administered per 100 people

For vaccines that require multiple doses, each individual dose is counted. As the same person may receive more than one dose, the number of doses per 100 people can be higher than 100.



Source: Official data collated by Our World in Data – Last updated 6 July 2021, 10:40 (London time)

OurWorldInData.org/coronavirus • CC BY

Summary of Regional Figures as of 6th July 2021

| Country | Total Cases | Total Tests | Total Cases/ 1M pop | Tests/ 1M pop | Total Recovered | Recovery Rate | Total Deaths | Deaths/ 1M pop | Active Cases |
|-------------------|------------------|-------------------|---------------------|---------------|------------------|---------------|---------------|----------------|----------------|
| Burundi | 5,521 | 345,742 | 451 | 28,233 | 773 | 14.00% | 8 | 0.7 | 4,740 |
| Comoros | 3,958 | | 4,456 | | 3,766 | 95.15% | 146 | 164 | 46 |
| Djibouti | 11,606 | 176,115 | 11,577 | 175,682 | 11,446 | 98.62% | 155 | 155 | 5 |
| DR Congo | 42,617 | 214,942 | 462 | 2,329 | 28,523 | 66.93% | 962 | 10 | 13,132 |
| Egypt | 282,257 | 2,869,589 | 2,707 | 27,519 | 214,852 | 76.12% | 16,284 | 156 | 51,121 |
| Eritrea | 6,127 | 23,693 | 1,704 | 6,589 | 5,808 | 94.79% | 25 | 7 | 294 |
| Eswatini | 19,084 | 225,813 | 16,280 | 192,629 | 18,107 | 94.88% | 678 | 578 | 299 |
| Ethiopia | 276,503 | 2,889,654 | 2,347 | 24,525 | 261,156 | 94.45% | 4,332 | 37 | 11,015 |
| Kenya | 186,053 | 1,983,998 | 3,385 | 36,098 | 128,811 | 69.23% | 3,690 | 67 | 53,552 |
| Libya | 195,824 | 1,135,104 | 28,114 | 162,964 | 179,398 | 91.61% | 3,213 | 461 | 13,213 |
| Madagascar | 42,329 | 215,428 | 1,490 | 7,584 | 40,736 | 96.24% | 924 | 33 | 669 |
| Malawi | 37,057 | 274,356 | 1,888 | 13,979 | 33,404 | 90.14% | 1,215 | 62 | 2,438 |
| Mauritius | 1,858 | 358,675 | 1,459 | 281,557 | 1,534 | 82.56% | 18 | 14 | 306 |
| Rwanda | 43,396 | 1,677,512 | 3,269 | 126,371 | 27,837 | 64.15% | 479 | 36 | 15,080 |
| Seychelles | 16,304 | 21,504 | 164,752 | 217,298 | 15,240 | 93.47% | 71 | 717 | 993 |
| Somalia | 14,977 | 152,960 | 917 | 9,362 | 7,247 | 48.39% | 775 | 47 | 6,955 |
| Sudan | 36,799 | 234,414 | 820 | 5,223 | 30,608 | 83.18% | 2,760 | 62 | 3,431 |
| Tunisia | 447,161 | 1,798,784 | 37,440 | 150,611 | 364,538 | 81.52% | 15,482 | 1,296 | 67,141 |
| Uganda | 84,116 | 1,359,790 | 1,783 | 28,816 | 56,338 | 66.98% | 1,966 | 42 | 25,812 |
| Zambia | 165,513 | 1,918,850 | 8,757 | 101,524 | 145,908 | 88.16% | 2,492 | 132 | 17,113 |
| Zimbabwe | 56,014 | 702,852 | 3,714 | 46,606 | 41,406 | 73.92% | 1,911 | 127 | 12,697 |
| AGGREGATES | 1,975,074 | 18,579,775 | | | 1,617,436 | 81.89% | 57,586 | | 300,052 |

Source: World Health Organisation, Worldometer, Johns Hopkins University (compiled by COMWARN).



COMESA SECRETARIAT
COMESA Center
Ben Bella Road
P.O. Box 30051



+260 211 229 725



www.comesa.int



info@comesa.int



facebook.com/COMESA/



[@twitter.com/comesa_lusaka](https://twitter.com/comesa_lusaka)