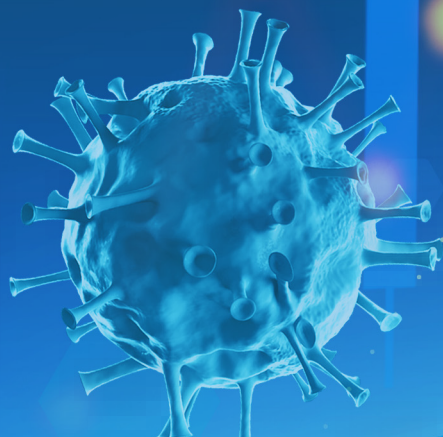


Common Market for
Eastern and Southern Africa



One year on, COVID-19 cases have risen by 747%



COVID-19

in **COMESA**
Situational Update N°48

14th September 2021



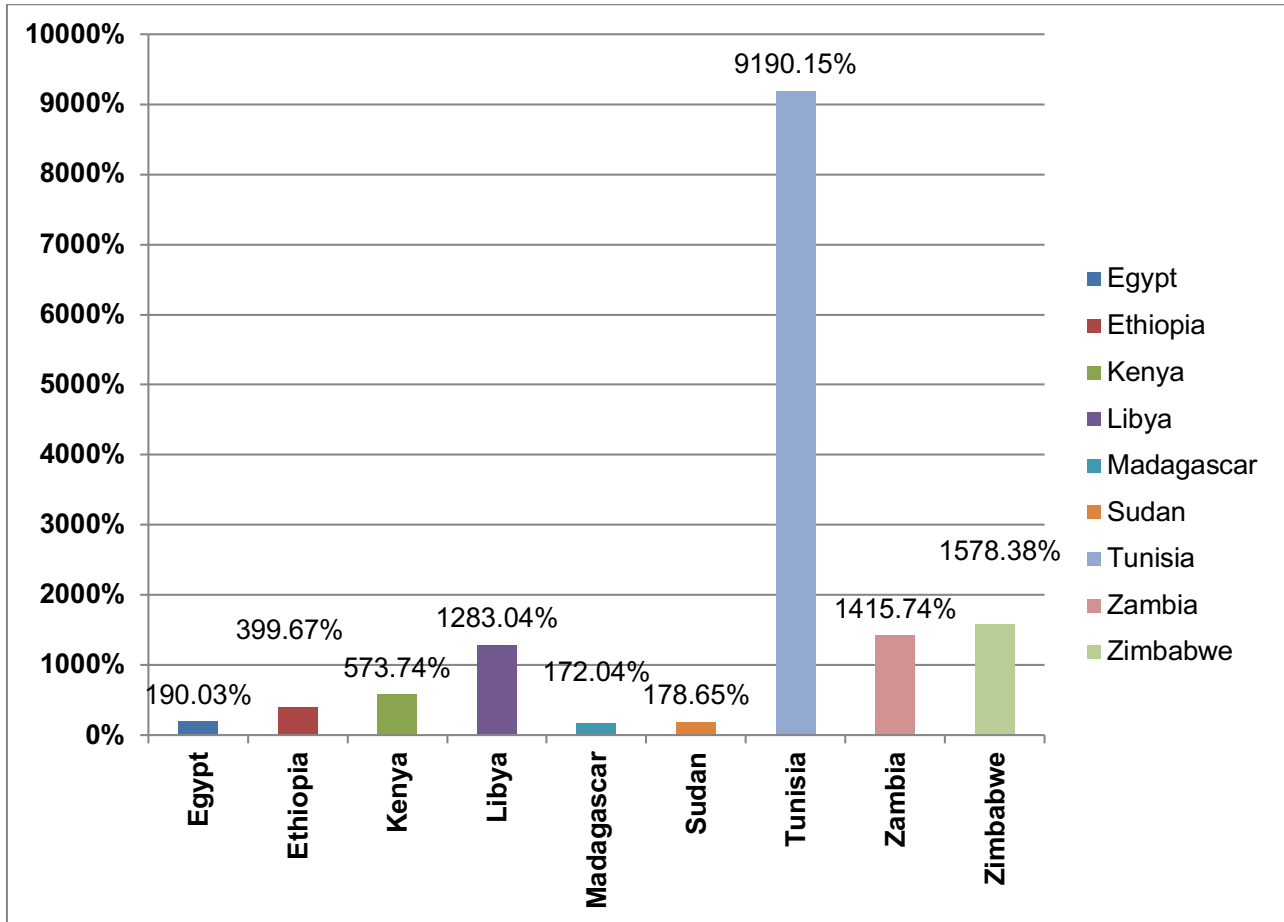
At this time last year, (September 15, 2020), COMESA region had 324,967 Covid-19 cases reported. One year on, the cases have gone up to 2,753,502 by September 14, 2021, an increase of 747%. An analysis by COMWARN shows that seven countries have contributed the bulk of the cases. They are Tunisia (685,799), Libya (325,221), Ethiopia (323,715), Egypt (293,448), Kenya (243,929), Zambia (207,960) and Zimbabwe (126,399).

At the same time last year, Egypt led the pack with 101,177 total cases, followed by Ethiopia (64,786), Kenya (36,205), Libya (23,515), Madagascar (15,769), Zambia (13,720) and Sudan (13,535). This indicates that over time, there was a relatively higher rate of increase in cases in both Tunisia and Zimbabwe between September 2020 and September 2021. Sudan and Madagascar recorded reduced rates of increases in the same period.

On a positive note, the region recorded an improvement in recoveries as compared to the same period in 2020. Specifically, the rate of recoveries increased from 67.82% September 2020 to 86.91% in September 2021. The region also recorded a reduction in the rate of COVID-related deaths from 3.13% to 2.82%.

As of September 13, 2021, the total number of cases in the region were at 2,753,502 whilst recoveries were at 2,393,340 (86.91%) meaning that the region is still not yet out of the woods. The annual rates of increase in cases between September 2020 and September 2021 are shown in Figure 1 below.

Figure 1: Annual Percentage Increase in COVID-19 Cases (Sep 20 – Sep 21)



Source: Data compiled by COMWARN

In Tunisia, Libya, Ethiopia, Egypt, Kenya, Zambia and Zimbabwe, the increase in cases can be attributed to emergence of new variants such as the delta variant, non-adherence to preventive measures,

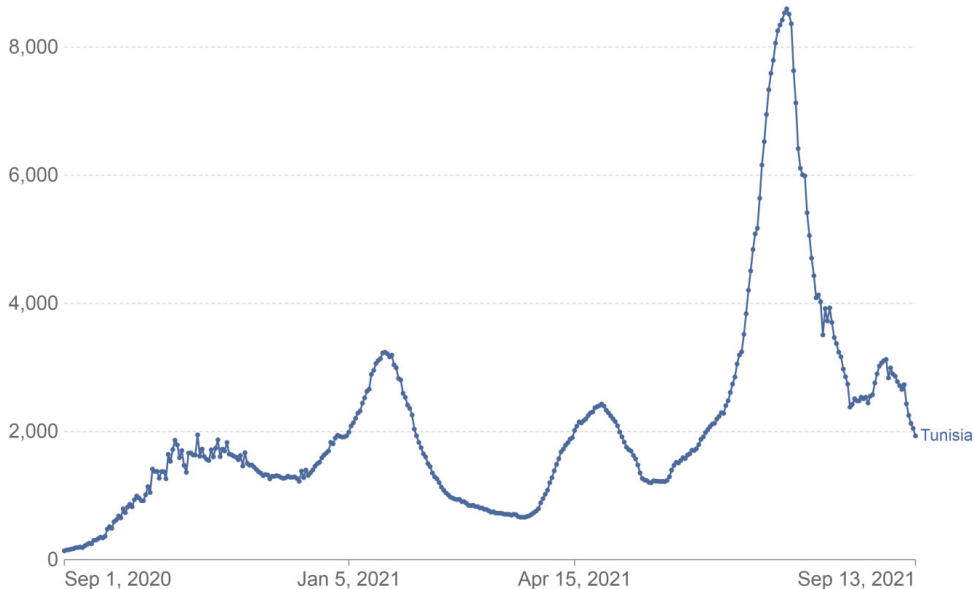
inadequate rollout of vaccinations (which is still comparatively slow across the region), among other factors.

Tunisia for instance, has continued to record increased cases with a major surge recorded between June and August 2021. The World Health Organization (WHO) attributes the fresh surges to the emergence of the Delta Variant which is now responsible for 90% of the cases. The peak in cases was recorded around mid-July 2021 with more than 9,000 cases recorded in a single day. Similarly, COVID-related deaths continued to increase with the highest daily recorded COVID-related deaths of 381 on 1st August 2021.

Figure 2

Biweekly confirmed COVID-19 cases per million people

Biweekly confirmed cases refers to the cumulative number of cases over the previous two weeks.



Source: Johns Hopkins University CSSE COVID-19 Data – Last updated 14 September, 09:03 (London time)

CC BY

Source: Data compiled by COMWARN

Summary of Regional Vaccination Figures as of 14th September 2021

Country	Total Cases	Total Deaths	Total Recovered	Active Cases	Tot Cases/ 1M pop	Deaths/ 1M pop	Total Tests	Tests/ 1M pop	Population
Burundi	14,189	38	773	13,378	1,152	3	345,742	28,077	12,313,851
Comoros	4,100	147	3,934	19	4,598	165			891,766
Djibouti	11,873	157	11,641	75	11,811	156	212,011	210,912	1,005,213
DRC	56,215	1,068	30,858	24,289	606	12	306,299	3,300	92,813,800
Egypt	293,448	16,885	247,125	29,438	2,804	161	3,068,679	29,325	104,644,977
Eritrea	6,657	40	6,614	3	1,846	11	23,693	6,572	3,605,233
Eswatini	44,976	1,179	42,629	1,168	38,292	1,004	331,022	281,825	1,174,566
Ethiopia	323,715	4,967	291,946	26,802	2,735	42	3,330,057	28,133	118,368,742
Kenya	243,929	4,923	233,902	5,104	4,420	89	2,457,626	44,532	55,188,348
Libya	325,221	4,441	239,259	81,521	46,572	636	1,592,662	228,069	6,983,254
Madagascar	42,898	958	41,322	618	1,503	34	249,510	8,742	28,542,109
Malawi	61,137	2,242	50,507	8,388	3,100	114	397,183	20,140	19,720,930
Mauritius	13,289	43	1,854	11,392	10,428	34	358,675	281,468	1,274,301
Rwanda	93,079	1,175	45,399	46,505	6,979	88	2,603,889	195,251	13,336,142
Seychelles	20,748	110	20,103	535	209,413	1,110	21,504	217,043	99,077
Somalia	18,568	1,032	9,066	8,470	1,131	63	213,266	12,986	16,423,120
Sudan	37,715	2,837	31,675	3,203	837	63	238,579	5,293	45,073,834
Tunisia	685,799	24,244	666,431	-4,876	57,308	2,026	2,738,005	228,799	11,966,882
Uganda	121,587	3,099	95,787	22,701	2,562	65	1,626,546	34,268	47,466,109
Zambia	207,960	3,633	203,466	861	10,946	191	2,355,773	123,993	18,999,227
Zimbabwe	126,399	4,543	119,049	2,807	8,359	300	1,320,172	87,301	15,122,138
COMESA	2,753,502	77,761	2,393,340	282,401			23,790,893		615,013,619

Source: Africa-CDC (compiled by COMWARN).



COMESA SECRETARIAT
COMESA Center
Ben Bella Road
P.O. Box 30051



+260 211 229 725



www.comesa.int



info@comesa.int



facebook.com/COMESA/



[@twitter.com/comesa_lusaka](https://twitter.com/comesa_lusaka)