

Cautious Optimism as Decline in New Cases Hold Steady

COVID-19

in COMESA

Situational Update No. 32

8th October, 2020



Data compiled by the COMESA Conflict Early Warning System (COMWARN) indicates that the newly recorded cases have declined compared to the period March to May 2020 when the pandemic was at its peak. To date, the region has a total of 343,881 COVID-19 cases. About 68.61% of these cases (235,940) have recovered with a total fatality count of 10,597. This reduction has prompted most countries to open up their economies and other key sectors including transport, education, tourism and sports, albeit with adherence to the COVID-19 containment measures.

Despite the regional decline in new cases, data for the last 14 days indicates an increase on new cases in Libya (5,281), Ethiopia (4,923), Tunisia (3,878) and Uganda (1,490). An overview of the COVID-19 situation regional figures is presented below.

Summary of Regional Figures as of 8th October 2020

Country	Total Cases	New cases	% Increase of new cases	Total Tests	Tot Cases/ 1M pop	Tests/ 1M pop	Total Re-covered	Total Deaths	Deaths/ 1M pop	Recovery Rate	Total Active Cases
Burundi	515	41	8.65%	37,522	43	3,131	472	1	0.08	91.7%	42
Comoros	491	21	4.47%		561		468	7	8	95.32%	16
Djibouti	5,423	19	0.35%	78,860	5,468	79,510	5,353	61	62	98.71%	9
DR Congo	10,804	285	2.71%		120		10,239	276	3	94.77%	289
Egypt	104,035	1,894	1.85%	135,000	1,012	1,313	97,492	6,010	58	93.71%	533
Eritrea	398	34	9.34%		112		358			89.95%	40
Eswatini	5,617	335	6.34%	45,325	4,828	38,960	5,196	113	97	92.50%	308
Ethiopia	80,895	11,186	16.05%	1,321,164	699	11,418	35,670	1,255	11	44.09%	43,970
Kenya	39,907	2,828	7.63%	565,336	738	10,453	31,659	748	14	79.33%	7,500
Libya	39,513	10,717	37.22%	230,501	5,730	33,424	22,831	608	88	57.78%	16,074
Madagascar	16,633	560	3.48%	73,747	597	2,645	15,808	235	8	95.04%	590
Malawi	5,803	70	1.22%	54,727	301	2,842	4,575	180	9	78.84%	1,048
Mauritius	395	29	7.92%	253,248	310	199,041	358	10	8	90.63%	27
Rwanda	4,883	161	3.41%	511,183	375	39,213	3,408	29	2	69.79%	1,446
Seychelles	148	5	3.50%	5,200	1,502	52,786	143			96.62%	5
Somalia	3,745	280	8.08%		234		3,010	99	6	80.37%	636
Sudan	13,668	113	0.83%		310		6,764	836	19	49.49%	6,068
Tunisia	24,542	13,282	117.96%	256,667	2,071	21,656	5,032	364	31	20.50%	19,146
Uganda	9,260	2,792	43.17%	497,498	201	10,788	5,588	85	2	60.35%	3,587
Zambia	15,224	1,049	7.40%	172,435	822	9,312	14,342	335	18	94.21%	547
Zimbabwe	7,919	236	3.07%	160,921	531	10,785	6,441	229	15	81.34%	1,249
AGGREGATES	389,818	45,937	13.36%	4,399,334			275,207	11,481		70.60%	103,130

Source: World Health Organisation, Worldometer, Johns Hopkins University (compiled by COMWARN)

Regional Outlook

In the African continent, the total COVID-19 cases stand at 1,545,109. This represents 4.24% of the global cases. Africa has also recorded a high number of recoveries (1,286,083) thus reducing active cases currently at 221,872. The top five countries with the highest numbers of COVID-19 cases are South Africa with 685,155 cases, Morocco (140,024), Egypt (104,035) and Nigeria (59,738). The total number of COVID-19 cases in these five countries represent 69.24% of the total cases in Africa.

#	Country	Total Cases	Total Deaths	Total Recovered	Active Cases
	Africa	1,545,109	37,154	1,286,083	221,872
1	South Africa	685,155	17,248	618,127	49,780
2	Morocco	140,024	2,439	118,142	19,443
3	Egypt	104,035	6,010	97,492	533
4	Ethiopia	80,895	1,255	35,670	43,970
5	Nigeria	59,738	1,113	51,403	7,222
	TOTALS	1,069,847	28,065	920,834	120,948

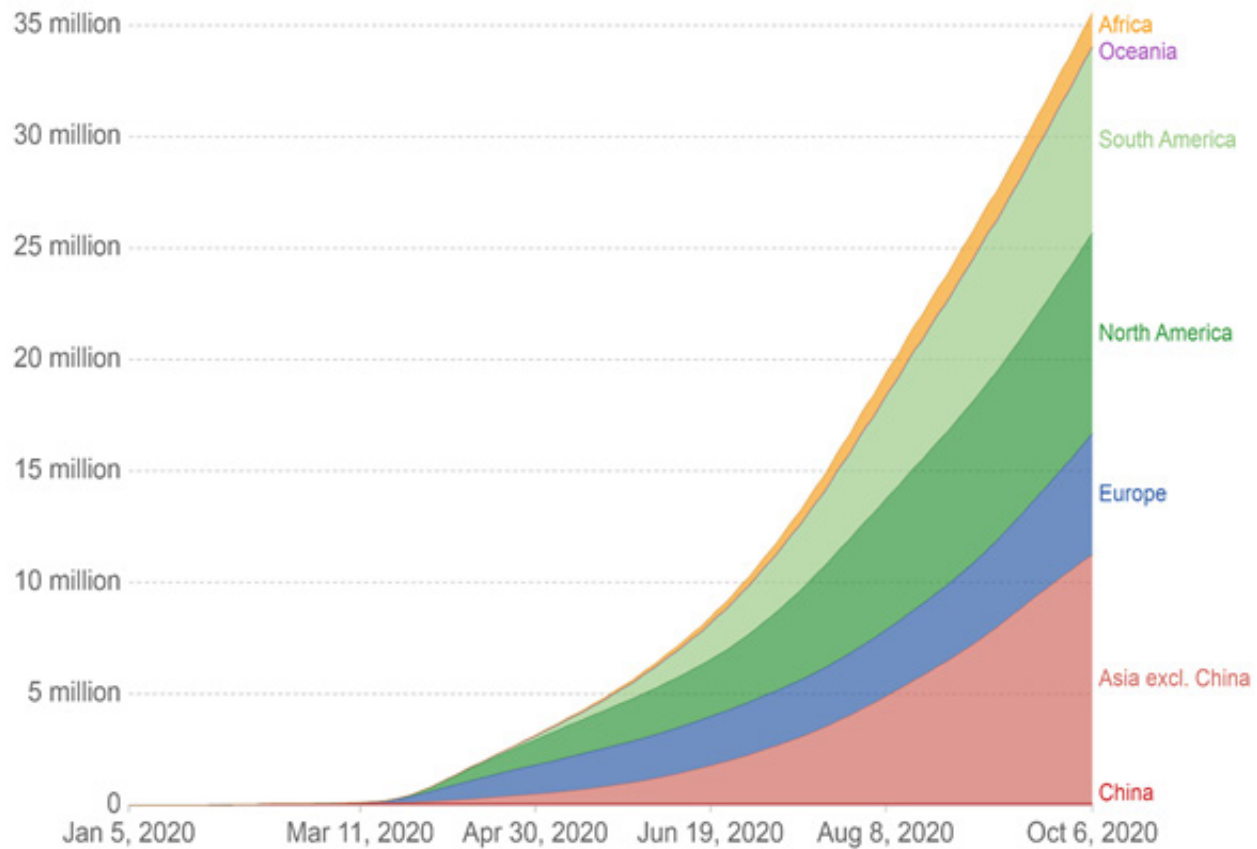
Global Outlook

The total COVID-19 cases globally currently stand at 36,403,892. Out of these there are 7,924,124 active cases, 27,419,167 recoveries and 1,060,601 deaths. While the total numbers seem high, it is encouraging to note that the global recoveries rate stands at 75.32%. In terms of the global distribution of the 36,403,892 COVID-19 cases, Asia (excluding China) is leading with 11.14 million cases followed by North America at 9.01 million, South America at 8.31 million, Africa at 1.52 million and Oceania at 34,307.


Globally, the top five countries with the highest numbers of COVID-19 cases are USA (7,776,224), India (6,835,655), Brazil (5,002,357), Russia (1,248,619) and Colombia (877,683). It is important to note that these countries have continued to conduct mass testing.


The figures are summarized below:

The number of confirmed cases is lower than the number of total cases. The main reason for this is limited testing.




Source: European CDC – Situation Update Worldwide – Last updated 7 October, 14:06 (London time) OurWorldInData.org/coronavirus • CC BY

 COMESA SECRETARIAT
COMESA Center
Ben Bella Road
P.O. Box 30051. Lusaka, Zambia

 +260 211 229 725

 www.comesa.int

 info@comesa.int

 facebook.com/COMESA/

 [@twitter.com/comesa_lusaka](https://twitter.com/comesa_lusaka)