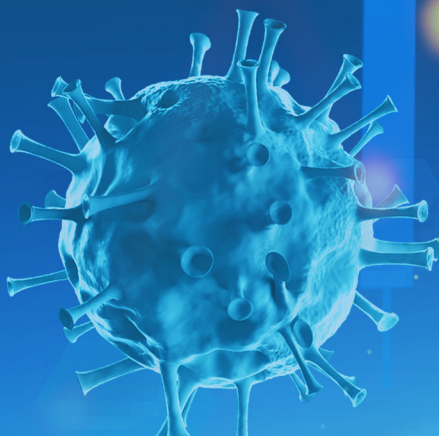


Common Market for
Eastern and Southern Africa



COVID-19 NUMBERS CONTINUE TO SURGE IN COMESA AS VACCINATION EFFORTS GAIN MOMENTUM



COVID-19

in **COMESA**

Situational Update N°43

31st March 2021



Since the beginning of 2021, COVID-19 cases in the COMESA region have continued to surge in some countries. Figures compiled by COMWARN indicate that the cumulative number of COVID-19 cases have increased in Tunisia (251,169), Egypt (200,739), Ethiopia (202,545), Libya (158,251) and Kenya (131,116). The effects of the continued surge in COVID-19 cases in the region continue to be felt in different spheres. There is, for example, an already significant impact on livelihoods due to limited economic activities in sectors that include transport, tourism, agriculture and education, among others. Local businesses have been forced to shut or scale down in many countries.

The confirmed cumulative COVID-19 cases in Tunisia as compared to the total cases in the region stands at 19.37%. Kenya, on the other hand, started experiencing a third wave surge in the month of March. This third wave upsurge can be attributed to the numerous political activities and others related non-adherence to preventive measures. For instance, in the month of March alone, Kenya recorded a total of 24,991 new cases as compared to 5,117 new cases in February 2021. The bi-weekly change in COVID-19 cases for Kenya is shown below:

Biweekly change in confirmed COVID-19 cases

The biweekly growth rate on any given date measures the percentage change in the number of new confirmed cases over the last 14 days relative to the number in the previous 14 days.



Source: Johns Hopkins University CSSE COVID-19 Data – Last updated 30 March, 10:03 (London time)

OurWorldInData.org/coronavirus • CC BY

The surge in the new COVID-19 cases in Kenya prompted the Government to review measures in place and tighten them including revising the curfew time, banning political activities and limiting the numbers of people at social gatherings. The Government further instituted lockdowns in five Counties namely Nairobi, Kajiado, Machakos, Nakuru and Kiambu.

Vaccination Efforts

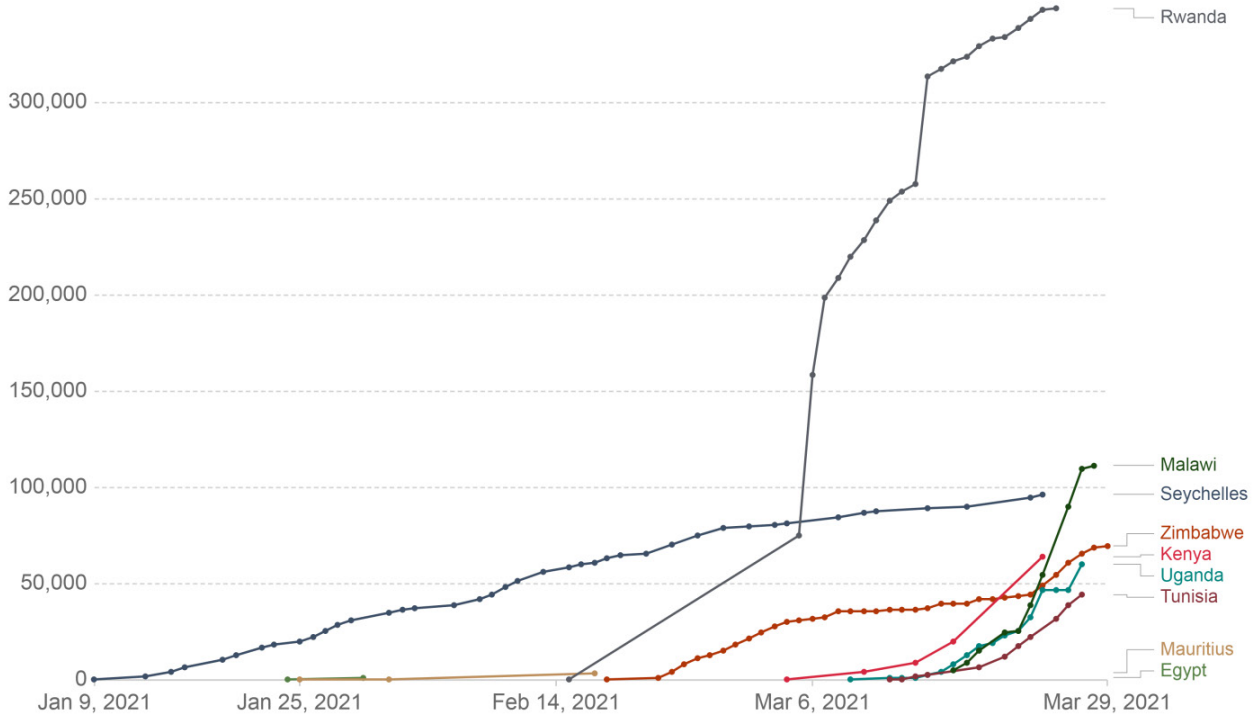
The vaccination efforts in the region continue to gain momentum as more countries receive their first batches. Some of the vaccines approved by COMESA Member States include Oxford/ AstraZeneca, Moderna, Pfizer/ BionTech, Sinopharm, Johnson and Janssen (J&J), Sinovac, Sputnik V, among others.

According to data compiled by COMWARN, nine COMESA Member States have received and started rolling out COVID-19 vaccines. Analyzed according to the raw numbers of doses administered, the data indicates that Rwanda so far has administered the highest numbers of doses followed by Malawi, Seychelles, Zimbabwe, Kenya, Uganda, Mauritius and Egypt.

COVID-19 vaccine doses administered

Total number of vaccination doses administered. This is counted as a single dose, and may not equal the total number of people vaccinated, depending on the specific dose regime (e.g. people receive multiple doses).

Our World
in Data



Source: Official data collated by Our World in Data – Last updated 30 March, 11:40 (London time)

OurWorldInData.org/coronavirus • CC BY

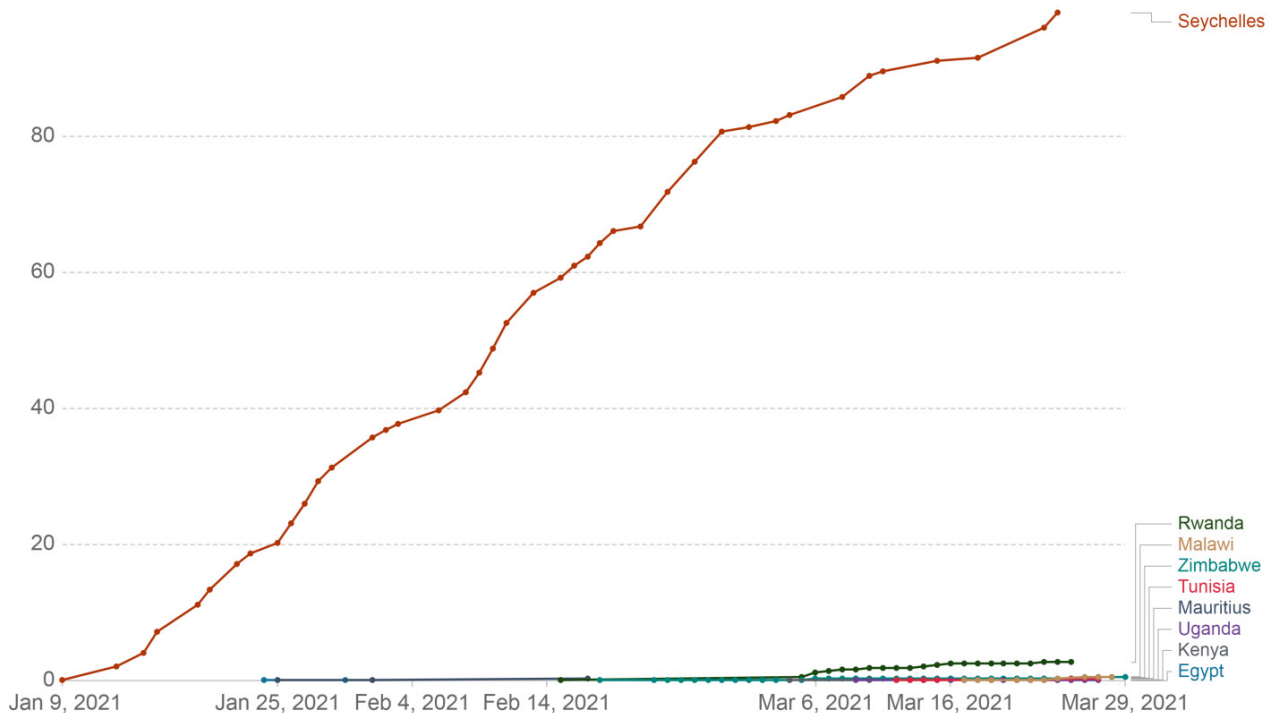
Most countries have prioritized health workers, security personnel, government employees and the elderly.

However, if the daily dosages are juxtaposed by population (per hundred people) the data shows that Seychelles, Malawi, Tunisia and Rwanda have administered more doses of vaccines. Seychelles, for example, has so far vaccinated about 70% of its population.

COVID-19 vaccine doses administered per 100 people

Total number of vaccination doses administered per 100 people in the total population. This is counted as a single dose, and may not equal the total number of people vaccinated, depending on the specific dose regime (e.g. people receive multiple doses).

Our World
in Data



Source: Official data collated by Our World in Data – Last updated 30 March, 11:40 (London time)

OurWorldInData.org/coronavirus • CC BY

Summary of Regional Figures as of 29th March 2021

Country	Total Cases	Total Tests	Tot Cases/ 1M pop	Tests/ 1M pop	Total Recovered	Recovery Rate	Total Deaths	Deaths/ 1M pop	Active Cases
Burundi	2,757	90,019	227	7,409	773	28.04%	6	0.5	1,978
Comoros	3,696		4,185		3,525	95.37%	146	165	25
Djibouti	7,610	128,268	7,621	128,446	6,325	83.11%	68	68	1,217
DR Congo	28,012		306		25,398	90.67%	739	8	1,875
Egypt	200,739	2,506,788	1,935	24,160	153,630	76.53%	11,914	115	35,195
Eritrea	3,251	23,693	907	6,613	2,993	92.06%	9	3	249
Eswatini	17,326	172,043	14,821	147,164	16,427	94.81%	667	571	232
Ethiopia	202,545	2,340,575	1,730	19,995	155,190	76.62%	2,825	24	44,530
Kenya	131,116	1,472,230	2,399	26,942	92,161	70.29%	2,135	39	36,820
Libya	158,251	855,222	22,802	123,224	146,480	92.56%	2,658	383	9,113
Madagascar	23,969	141,041	850	4,999	21,671	90.41%	394	14	1,904
Malawi	33,505	217,405	1,719	11,153	30,038	89.65%	1,114	57	2,353
Mauritius	958	289,552	752	227,396	643	67.12%	10	8	305
Rwanda	21,490	1,130,945	1,629	85,754	19,860	92.42%	305	23	1,325
Seychelles	4,114	5,200	41,641	52,633	3,588	87.21%	20	202	506
Somalia	11,164		688		4,759	42.63%	510	31	5,895
Sudan	29,661	231,694	665	5,195	23,990	80.88%	2,028	45	3,643
Tunisia	251,169	1,096,520	21,089	92,066	215,920	85.97%	8,760	736	26,489
Uganda	40,820	935,360	872	19,986	40,448	99.09%	335	7	37
Zambia	88,012	1,238,169	4,691	65,993	84,464	95.97%	1,200	64	2,348
Zimbabwe	36,839	377,987	2,452	25,161	34,617	93.97%	1,520	101	702
AGGREGATES	1,297,004	13,252,711			1,082,900	83.49%	37,363		176,741

Source: World Health Organisation, Worldometer, Johns Hopkins University (compiled by COMWARN).



COMESA SECRETARIAT
COMESA Center
Ben Bella Road
P.O. Box 30051



+260 211 229 725



www.comesa.int



info@comesa.int



facebook.com/COMESA/



[@twitter.com/comesa_lusaka](https://twitter.com/comesa_lusaka)