

Common Market for  
Eastern and Southern Africa

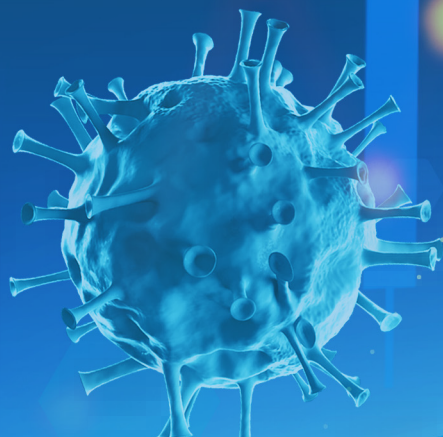


## VACCINE ACCESS IN COMESA MEMBER STATES REMAINS A CHALLENGE

# COVID-19

in **COMESA**  
Situational Update N°46

26<sup>th</sup> July 2021

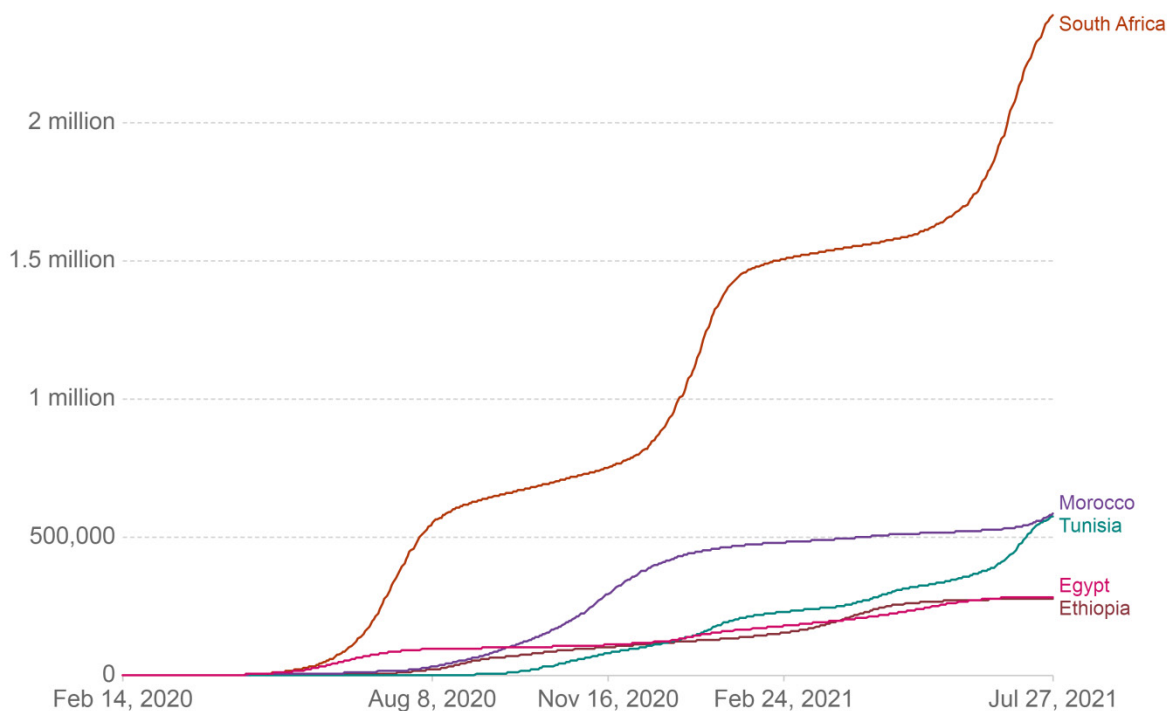


The covid-19 situation remains a concern at both the continental and regional levels as the numbers continue to surge. According to data compiled by COMWARN, the total numbers of recorded covid-19 cases as of 27th July 2021 stood at 6,591,251. Out of the total number of cases 5,776,795 (87.64%) have recovered whilst 166,612 (2.52%) fatalities have been recorded. The countries have recorded the highest total cases in Africa since the first case was recorded include South Africa (with a total of 2,391,223 cases), Morocco (588,448), Tunisia (575,002), Egypt (284,090) and Ethiopia (278,920).

## Cumulative confirmed COVID-19 cases

Our World  
in Data

The number of confirmed cases is lower than the number of actual cases; the main reason for that is limited testing.

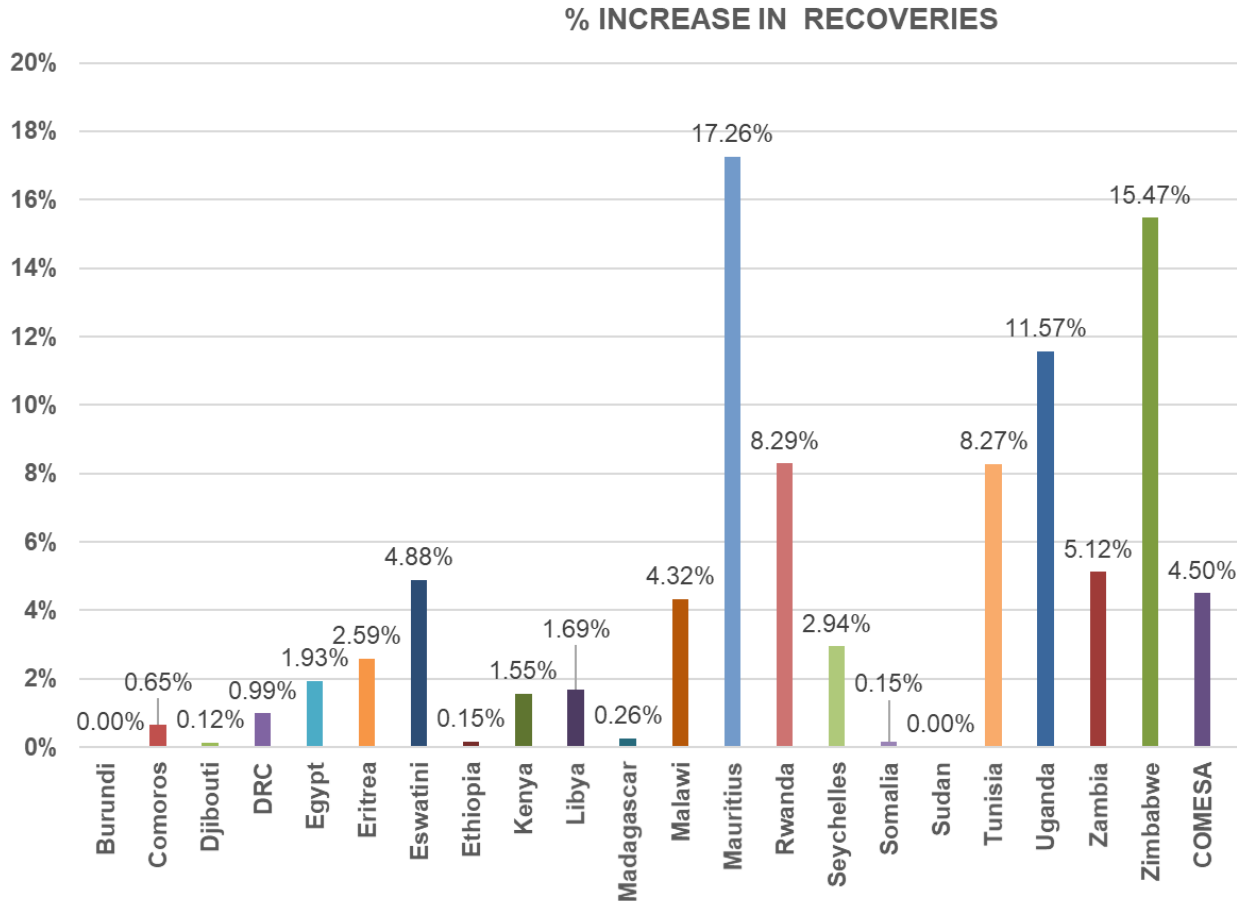


Source: Johns Hopkins University CSSE COVID-19 Data

CC BY

Discussed at the regional level, it is clear that from the five countries with the highest total recorded cases at the continental level, three (3) are from the COMESA region. Other countries within the COMESA that have also

recorded high cases include Libya (240,309), Kenya (198,935) and Zambia (192,956). Data reviewed for the past one week (21st – 27th July) indicate that high percentage increases in terms of caseload were recorded in Mauritius (45.16%), Zimbabwe (12.42%), Rwanda (11.79%) and Malawi (10.59%). While these countries recorded high percentage increases in terms of caseload, data also indicate that the numbers of recoveries were equally high in the same period. A summary of the percentage increases in the recoveries is provided below:



Source: Data compiled by COMWARN

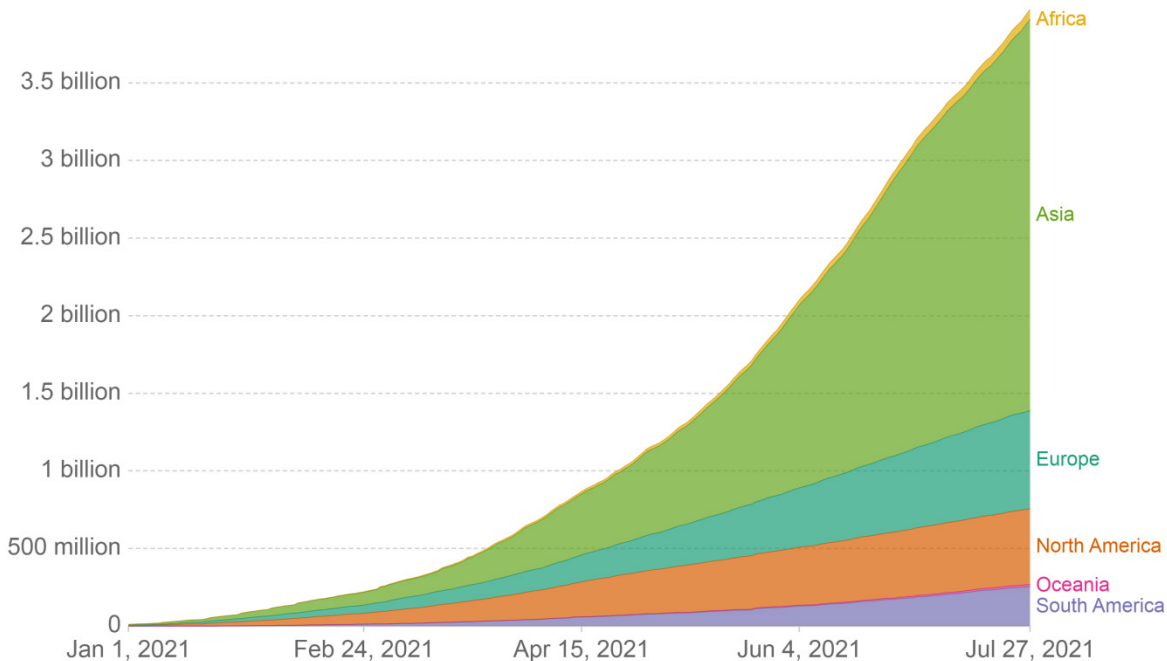
## VACCINE ACCESS AND UPTAKE

The continent and the region continue to lag behind in terms of vaccine access and uptake. According to the World Health Organization (WHO), Africa needs far greater access to covid-19 vaccines to achieve its goal of vaccinating 60% of its population by June 2022 to achieve herd immunity. The total number of vaccines administered in Africa is 63.16 million. As compared to Asia (with 2.52 billion total vaccinations), Europe (631.39 million), North America (487.16 million), South America (254.18 million), the total numbers vaccinated in Africa is still low. The low numbers and rates of vaccinations in Africa is highly linked to challenges associated with vaccine access. The graph below shows the level of vaccinations by continent.

### COVID-19 vaccine doses administered by continent

Our World  
in Data

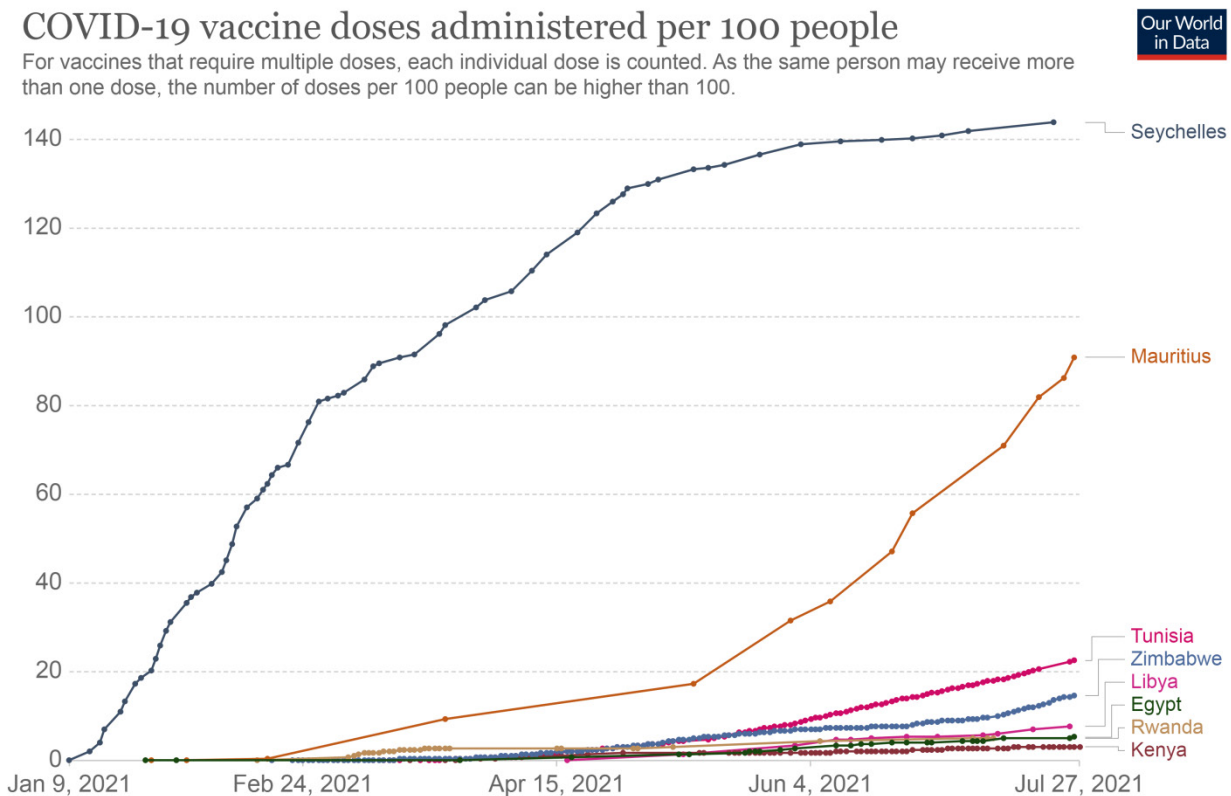
For vaccines that require multiple doses, each individual dose is counted. As the same person may receive more than one dose, the number of doses can be higher than the number of people in the population.



Source: Official data collated by Our World in Data – Last updated 28 July 2021, 12:30 (London time)  
OurWorldInData.org/covid-vaccinations • CC BY

While the numbers of cases have continued to surge, data compiled by COMWARN indicates that as of 27th July 2021, 19 out of 21 COMESA Member States (90.47%) had rolled out vaccinations. The common vaccines being administered in the region include Oxford/ AstraZeneca, Moderna, Pfizer/ BionTech, Sinopharm, Johnson and Janssen (J&J), Sinovac and Sputnik V. In the region, Seychelles (with 95.45% of the population vaccinated), Mauritius (75.92%), Zimbabwe (13.09%) and Tunisia (9.54%) are the ones leading in terms of percentage of population vaccinated, with Seychelles having achieved full dose vaccinations.

**Figure 1: COMESA Member States with High Rates of Vaccination**



Source: Official data collated by Our World in Data – Last updated 28 July 2021, 12:30 (London time) [OurWorldInData.org/coronavirus](https://OurWorldInData.org/coronavirus) • CC BY

**Summary of Regional Vaccination Figures as of 27th July 2021**

#	Column1	Vaccine(s) in Use	Vaccines Supplied by Africa-CDC	Total Vaccines Administered	% Population Covered	Date Commenced
1	Burundi	None	0	0.00%	0.00%	N/A
2	Comoros	AstraZeneca, Sinopharm	112,000	134,020	6.22%	15-Mar-21
3	Djibouti	AstraZeneca, Sinovac	324,000	45,971	16.20%	15-Mar-21
4	DR Congo	AstraZeneca	351,000	81,384	0.20%	19-Apr-21
5	Egypt	AstraZeneca, Sinopharm, Sinovac	7,323,200	4,998,356	3.58%	24-Jan-21
6	Eritrea	None	0	0.00%	0.00%	N/A
7	Eswatini	AstraZeneca	66,400	65,667	2.77%	19-Mar-21
8	Ethiopia	AstraZeneca, Sinopharm	2,500,000	2,144,550	1.09%	13-Mar-21
9	Libya	AstraZeneca, Sinopharm, Sputnik V	580,190	490,614	4.20%	15-Apr-21
10	Kenya	AstraZeneca	1,633,000	1,635,441	1.52%	5-Mar-21
11	Madagascar	AstraZeneca	250,000	197,001	0.45%	10-May-21
12	Malawi	AstraZeneca	492,390	428,407	1.29%	11-Mar-21
13	Mauritius	AstraZeneca, Sinopharm, Sputnik V, Covaxin	1,974,000	1,040,903	75.92%	25-Jan-21
14	Rwanda	AstraZeneca, BioNTech, Moderna	976,160	798,836	3.76%	14-Feb-21
15	Seychelles	AstraZeneca, Sinopharm, Sputnik V	190,000	139,625	95.45%	10-Jan-21
16	Somalia	AstraZeneca	608,000	249,790	1.91%	16-Mar-21
17	Sudan	AstraZeneca, Sinopharm	1,050,000	810,560	1.20%	9-Mar-21
18	Tunisia	AstraZeneca, Sinopharm, Sputnik V, BioNTech, Sinovac	2,251,890	2,351,438	9.54%	13-Mar-21
19	Uganda	AstraZeneca	1,139,200	1,101,431	1.25%	10-Mar-21
20	Zambia	AstraZeneca, Sinopharm, J&J	469,600	301,220	1.28%	14-APR-2021
21	Zimbabwe	Sinopharm, Sputnik V, Sinovac, Covaxin	3,900,000	1,897,337	13.09%	18-Feb-21

**Source:** Africa-CDC (compiled by COMWARN).



COMESA SECRETARIAT  
COMESA Center  
Ben Bella Road  
P.O. Box 30051



+260 211 229 725



[www.comesa.int](http://www.comesa.int)



[info@comesa.int](mailto:info@comesa.int)



[facebook.com/COMESA/](https://facebook.com/COMESA/)



[@twitter.com/comesa\\_lusaka](https://twitter.com/comesa_lusaka)









