

Common Market for
Eastern and Southern Africa

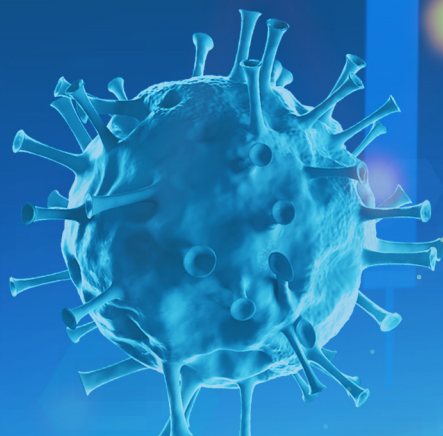


DELTA VARIANT CONTRIBUTES TO INCREASED COVID-19 CASES IN THE REGION

COVID-19

in **COMESA**
Situational Update N°47

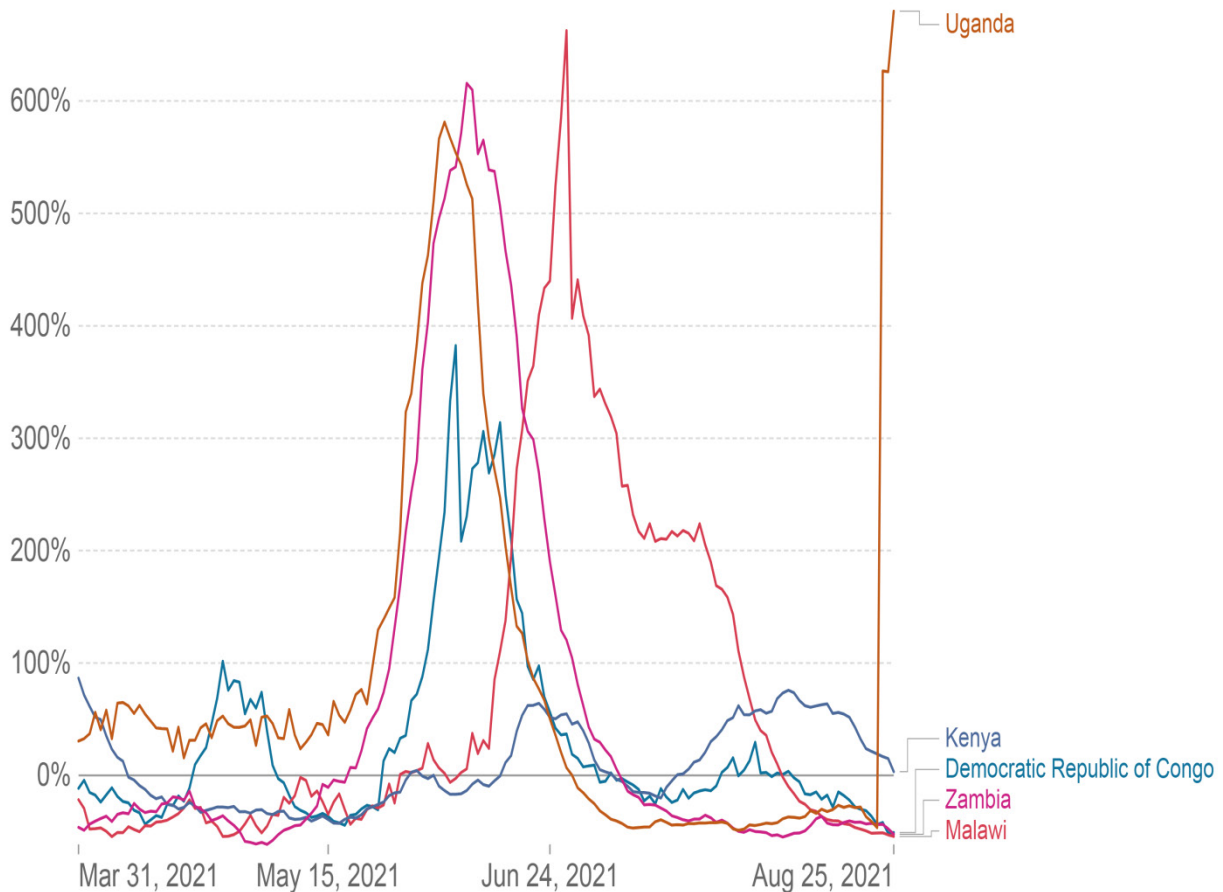
26th August 2021



The emergence of the Delta variant has contributed to a resurgence of COVID-19 cases in most African countries. In Africa, the World Health Organization (WHO) reported that the Delta variant had been reported in 38 countries as of 1st July 2021. The variant which was initially identified in India later spread to various parts of the world. According to WHO, the Delta variant is the most aggressive and also more contagious compared to the rest. In addition, various reports have also stated that the variant has the capacity to mutate. It has also been found to affect the younger ages unlike the other variants that only affected the older generation. According to data released by WHO, the countries in the COMESA region that recorded cases of the Delta variant include DR Congo, Kenya, Uganda, Zambia and Zimbabwe. Data compiled by COMWARN indicates that these countries recorded a bi-weekly increase in confirmed COVID-19 cases between June and July 2021. While the bi-weekly cases have generally slowed down, Uganda on the other hand has experienced a sharp increase in the bi-weekly change.

Biweekly change in confirmed COVID-19 cases

The biweekly growth rate on any given date measures the percentage change in the number of new confirmed cases over the last 14 days relative to the number in the previous 14 days.



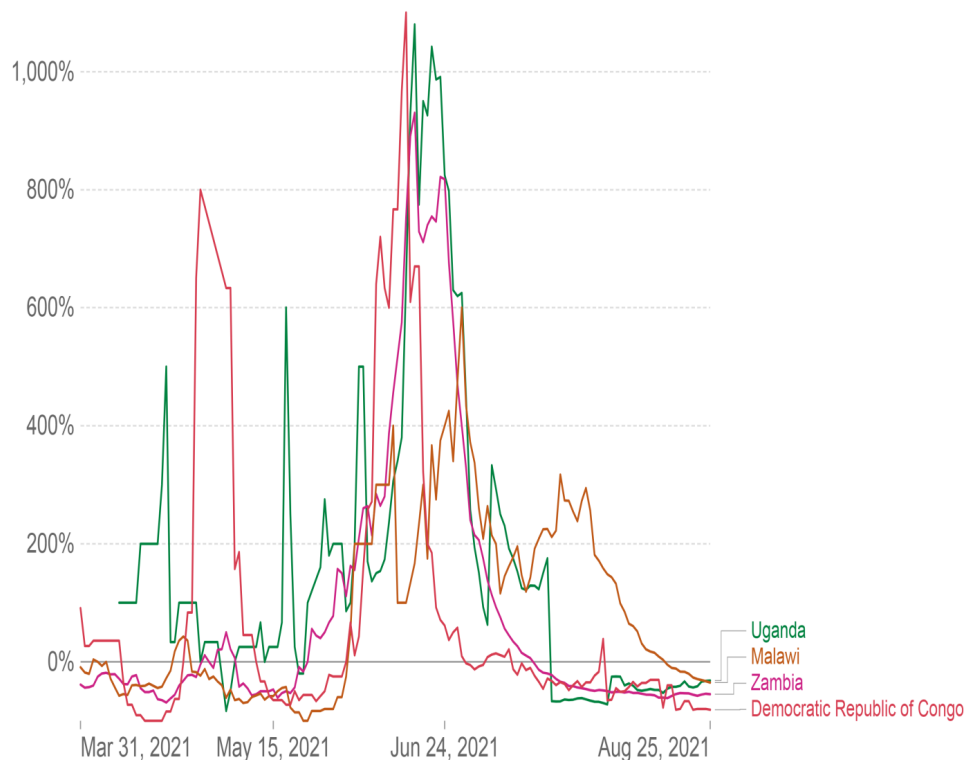
Source: Johns Hopkins University CSSE COVID-19 Data – Last updated 26 August, 09:03 (London time)
OurWorldInData.org/coronavirus • CC BY

The Delta variant was also associated with significant increases in the numbers of confirmed COVID-19 deaths in these countries. A COMWARN review of bi-weekly data on COVID-19 deaths indicates that these countries generally experienced sharp increases in deaths within the months of June and July 2021.

Biweekly change in confirmed COVID-19 deaths

The biweekly growth rate on any given date measures the percentage change in the number of new confirmed deaths over the last 14 days relative to the number in the previous 14 days.

Our World
In Data



Source: Johns Hopkins University CSSE COVID-19 Data – Last updated 26 August, 09:03 (London time)
OurWorldInData.org/coronavirus • CC BY

The continued surge of the Delta variant calls for concerted efforts among Member States. Member States need to strengthen public health infrastructure and social measures such as increased surveillance, strategic testing, early case detection and treatment, isolation and clinical care. In addition, other necessary measures include, masking, social distancing, restrictions of super-spreader events such as political rallies.

There is need for concerted efforts to accelerate vaccination in Member States. While vaccine access remains a challenge, Member States need to speak with one voice on strategies to improve vaccine access.

Summary of Regional COVID-19 Figures as of 26th August 2021

Country	Total Cases	Total Tests	Tot Cases/ 1M pop	Tests/ 1M pop	Total Recovered	Total Deaths	Deaths/ 1M pop	Active Cases
Burundi	11,599	345,742	943	28,120	773	38	3	10,788
Comoros	4,055		4,552		3,893	147	165	15
Djibouti	11,707	204,134	11,655	203,226	11,531	157	156	19
DRC	54,137	306,299	584	3,305	30,858	1,055	11	22,224
Egypt	286,938	3,068,679	2,745	29,353	236,539	16,691	160	33,708
Eritrea	6,635	23,693	1,842	6,576	6,581	37	10	17
Eswatini	41,680	308,589	35,504	262,865	31,267	1,042	888	9,371
Ethiopia	300,092	3,190,150	2,538	26,985	271,112	4,593	39	24,387
Kenya	232,052	2,336,466	4,209	42,384	216,127	4,600	83	11,325
Libya	300,455	1,488,832	43,055	213,349	216,146	4,126	591	80,183
Madagascar	42,850	238,562	1,503	8,369	41,283	955	34	612
Malawi	59,954	380,308	3,044	19,310	46,290	2,111	107	11,553
Mauritius	8,667	358,675	6,802	281,492	1,854	27	21	6,786
Rwanda	84,631	2,345,668	6,354	176,109	45,260	1,048	79	38,323
Seychelles	19,594	21,504	197,827	217,111	18,909	104	1,050	581
Somalia	17,016	194,981	1,038	11,889	8,212	938	57	7,866
Sudan	37,650	238,579	836	5,299	31,602	2,828	63	3,220
Tunisia	647,483	2,500,016	54,135	209,023	599,440	22,860	1,911	25,183
Uganda	119,037	1,558,706	2,512	32,891	95,405	2,968	63	20,664
Zambia	205,107	2,237,344	10,811	117,926	199,114	3,586	189	2,407
Zimbabwe	123,711	1,244,625	8,187	82,366	109,498	4,338	287	9,875
AGGREGATES	2,615,050	22,591,552			2,112,196	69,911		319,107

Source: Africa-CDC (compiled by COMWARN).



COMESA SECRETARIAT
COMESA Center
Ben Bella Road
P.O. Box 30051



+260 211 229 725



www.comesa.int



info@comesa.int



facebook.com/COMESA/



[@twitter.com/comesa_lusaka](https://twitter.com/comesa_lusaka)